

Announcing Sweet Pea 2009

PARADE

A Festival of the Arts

Theme: "Sweet Pea Celebrates Our
Roots: Art, Culture, & Community"

Parade Instructions & Rules

1. ALL ENTRIES MUST DISPLAY SWEET PEAS OR OTHER FLOWERS. Use of music is strongly encouraged. Please no loud air horns or noisy vehicles. **Undecorated floats are not allowed.** Antique and Classic vehicles should be substantially decorated and on occasion will be asked to carry festival Performers and VIP's.

2. PARADE ENTRY NUMBERS WILL BE MAILED TO YOU by August 3rd. Please display it on the passenger (south) side of your entry so the judges are able to see it clearly. **Entries do not need to line up in numerical order - the number is for judging purposes only.** Parade directors will determine the order of entries on site, mixing the content as the parade advances. The parade can approach 100 entries. All participants should be prepared to wait patiently until directed to proceed, and possibly go last. Entries with unique circumstances should address the parade chairperson prior to parade day staging for special instructions. Email: parade@sweetpeafestival.org

3. STAGING BEGINS AT 9:00 AM. Staging will occur on Main Street between 8th and 11th Avenues. Enter from 11th so you will be facing the correct direction (East), lining up in the side streets once Main fills with entries. **Please do not leave your vehicles in the Safeway parking lot, as it is reserved for their customers.** Those planning to meet at the staging area should pre-arrange a specific location; once the street is crowded, it will be difficult to find your group. Parade order is random and determined on-site. **CHILDREN'S ENTRIES** will meet on South 9th between Babcock and Main. **EQUINE ENTRIES** will meet on North 9th between Main and Mendenhall. **PARADE ROUTE:** The parade will proceed East on Main Street to Church Avenue and then disperse by heading North on Church Avenue. Please follow directions given by parade directors and police officers.

4. CANDY DISTRIBUTION: In the interest of safety, there will be absolutely no candy throwing from parade entries (*it's the law!*). Individuals may walk to the curb to distribute candy. No pamphlets or advertising may be handed out along the parade route. No "For Sale" vehicles.

5. CAMPAIGNS AND SPONSORSHIPS: Political, campaign, or demonstrative content entries are inappropriate for the Sweet Pea Parade and will not be allowed. **Entry sponsorship is acceptable. Sponsor identification shall be in lieu of primary and prominent advertising.**

PLEASE AVOID STOPPING. No stopping along the parade route except for performing in front of the judge's stand (near Owenhouse Ace Hardware, south side of the street between Tracy and Black Avenues). Entertain for the judges, but please limit your stop to a maximum of 30 seconds. Try to maintain approximately 30 feet between entries along the parade route, avoiding long gaps.

6. ENTRIES WITH HORSES. You are responsible for all animals in the staging area and throughout the parade route. Horses should be calm and comfortable in the excitement of a parade setting. All other entries shall respect the presence of horses, and allow appropriate spacing.

7. EQUINE SAFTY. Unless involved with an entry including horses all participants will refrain from entering the equine staging area. The parade director will make every effort to space out the horse/wagon entries. If you are placed after a horse entry, take care not to approach horses from behind, as that is a horse "strike-zone." Do not crowd the horses or push them forward, remember that they are animals not cars, and need their space to feel comfortable. If you need to approach a horseback rider or horse driver, the best approach is toward the shoulder, without eye-contact with the horse.

8. ALL ENTRIES WILL BE CONSIDERED FOR THE AWARD OF 1ST, 2ND OR 3RD PRIZE BASED ON BEST USE OF SWEET PEAS, THEME, COSTUMES AND ENTERTAINMENT.

The \$15 entry fees go toward cash prizes to be awarded for First Prize (\$500) Second Prize (\$400) and Third Prize (\$300). **Previous year winning entries, with same or similar content are allowed but are not eligible for awards.** The Entry Fee is non-refundable.

10. We reserve the right to restrict content, signage, and refuse access to the parade route for any unregistered, non-complying and/or inappropriate entry. Unacceptable entries will be directed to leave parade staging areas. **Pre-registration is required.**

Thank you for your participation, unique entry and extra efforts to make the parade a spectacular celebration of the arts!

Tissue Paper Sweet Peas

Easy and inexpensive to make, and reusable!

Materials to buy:

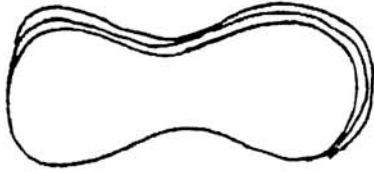
Colored tissue paper, floral wire, and floral tape

(Available at Ben Franklin, Wal-Mart, and other stores that sell craft supplies.)

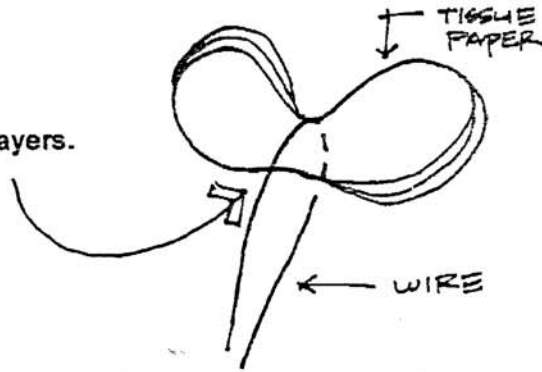
1. Cut wire in 4" lengths.



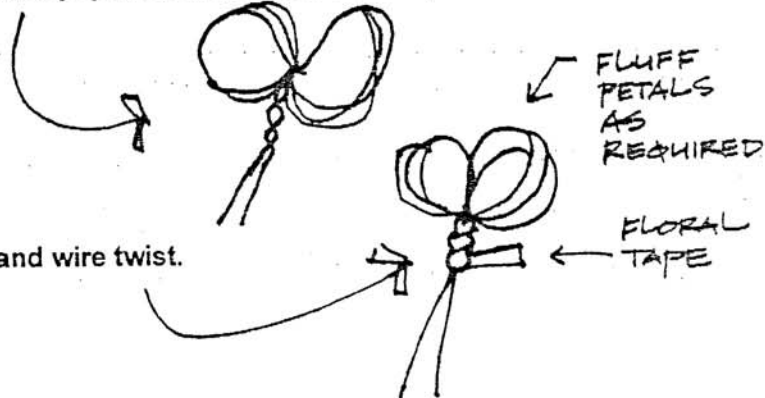
2. Cut multi-layers of tissue paper in a peanut shape (actual size shown)



3. Fold wire over middle of flat tissue paper layers.



4. Twist wire while creasing tissue paper up to look like flower petals



5. Tape intersection of tissue and wire twist.

6. Attach flowers to vines, branches, chicken wire, or whatever.